









Year 2 - Week Beginning 18.3.2024

<p style="text-align: center;"><u>RE</u></p> <p style="text-align: center;"></p> <p>We will finish our topic of the Mass and think about the command at the end to 'go in peace'. Class 2W will be making their Sacrament of Reconciliation</p>	<p style="text-align: center;"><u>Maths</u></p> <p style="text-align: center;"></p> <p>This week we will be multiplying and dividing by 2. We will be linking this learning to doubles and halves.</p>
<p style="text-align: center;"><u>English</u></p> <p style="text-align: center;"></p> <p>We will read and perform the poem 'Ten Things Found in a Wizard's Pocket' by Ian McMillan. We will then write our own poem using a character of our choice.</p>	<p style="text-align: center;"><u>Shared Reading</u></p> <p style="text-align: center;"></p> <p>We will be reading facts from the Great Fire of Nantwich and focusing on vocabulary and sequencing skills.</p>
<p style="text-align: center;"><u>Science</u></p> <p style="text-align: center;"></p> <p>We will find out about the scientist Charles Macintosh who invented waterproof material and clothing.</p>	<p style="text-align: center;"><u>History</u></p> <p style="text-align: center;"></p> <p>In History this week we will continue to learn about The Great Fire of Nantwich. We will discuss the causes and consequences of the fire and create a comic strip.</p>
<p style="text-align: center;"><u>Computing</u></p> <p style="text-align: center;"></p> <p>In computing this week, we will continue to use the program '2 paint a picture'. We will learn about Surrealism art and create our own surrealist designs using the 'ecollage' tool.</p>	<p style="text-align: center;"><u>PE</u></p> <p style="text-align: center;"></p> <p>We will continue to develop the game of dodgeball by applying different rules to make scoring more difficult. In dance we will be finishing our Great Fire of London dance.</p>

DT



We will complete our moving pictures by adding the flaps, peepholes, sliders and spinners.

PHSE/RSE



Emotional wellbeing

We will be discussing the strategies we can use to manage our own feelings, especially when we feel cross or angry.