

# School Mission Statement

---



**Love • Respect • Shine**

At Cheadle Catholic Infant School we **love** and **respect** each other.  
We **love** to learn and let our inner light **shine** brightly in all that we do.

# How do we teach reading at Cheadle Catholic Infant School?

---

**It is crucial for children to develop a life-long love of reading.**

Reading consists of two dimensions:

1. Language comprehension
2. Word reading

Language comprehension (necessary for both reading and writing) starts from birth. It only develops when adults talk with children about the world around them and the books (stories and non-fiction) they read with them, and enjoy rhymes, poems and songs together.

Skilled word reading, taught later, involves both the speedy working out of the pronunciation of unfamiliar printed words (decoding) and the speedy recognition of familiar printed words.

**How do we do this?**

1. Language comprehension is taught through shared and guided reading every day.
2. Word reading is taught through phonics.

# Language Comprehension





## Aims of Session:

- Discuss how we teach reading at CCIS
- To introduce Read, Write, Inc
- Discuss structure of our phonics lessons
- Discuss 'reading at home.'
- Answer any questions you may have

# Phonics at CCIS

---

- ❓ We use Read Write Inc (RWI) as our phonics program.
- ❓ This is a sequenced and structured synthetic approach to teaching phonics, with writing aspects included.

# Why synthetic phonics?

---

***“Synthetic phonics offers the vast majority of young children the best and most direct route to becoming skilled readers and writers” Sir Jim Rose***

## **Rose Review of Reading 2006**

Synthetic phonics is the ability to convert a letter or letter group into sounds that are then blended together into a word.

# Why Read Write Inc Phonics?

---

- ❑ Tried and tested over many years
- ❑ Systematic and structured
- ❑ Early success in reading
- ❑ Training and ongoing staff development
- ❑ <https://www.youtube.com/watch?v=bXOJUPNVnLc>

# How does it work?

---

Children:

- ❑ Learn 44 sounds and matching letters/letter groups
- ❑ Learn to blend sounds to read words
- ❑ Read lots of specially written books

Learning to identify sounds (phonemes) and blend them together is called decoding.



# How does it work?

---

Children:

- ☐ *Talk a lot about what they have read to show they understand*
- ☐ *Listen to and discuss other ideas to deepen understanding*

This is comprehending

We do lots of talking in partners

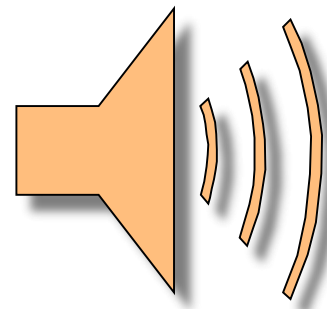


# Sounds

---

All words are made up of sounds

In English there are 44



Sound Pronunciation Guide

<https://www.youtube.com/watch?v=TkXcabDUg7Q>

# Graphemes

---

- A grapheme is a sound written down
- English has more than 150 graphemes
- There are more than 150 ways to represent the 44 sounds using our 26 alphabet letters

A complex code!

# The complex English alphabetic code

## Consonants: stretch

f	l	m	n	r	s	v	z	sh	th	ng
ff	ll	mm	nn	rr	ss	ve	zz	ti		nk
ph	le	mb	kn	wr	se		s	ci		
					c					
					ce					

## Consonants: bounce

b	c	d	g	h	j	p	qu	t	w	x	y	ch
bb	k	dd	gg		g	pp		tt	wh			tch
	ck				ge							
	ch											

## Vowels

a	e	i	o	u	ay	ee	igh	ow
	ea				ā-e	y	ī-e	ō-e
					ai	ea	ie	oa
						e	i	o

oo	oo	ar	or	air	ir	ou	oy	ire	ear	ure
ū-e			oor	are	ur	ow	oi			
ue			ore		er					
ew			aw							
			au							

# Learning the code

Children learn a simple code first

## Simple Speed Sounds chart

*Consonants: stretchy*

f	l	m	n	r	s	v	z	sh	th	ng
										nk

*Consonants: bouncy*

b	c	d	g	h	j	p	qu	t	w	x	y	ch
	k											

*Vowels: bouncy*

a	e	i	o	u	ay	ee	igh	ow
---	---	---	---	---	----	----	-----	----

*Vowels: stretchy*

*Vowels: stretchy*

oo	oo	ar	or	air	ir	ou	oy
----	----	----	----	-----	----	----	----

# Fred...

---



Fred helps children learn to read

Fred can *only* talk in sounds...

(Fred can only say c\_a\_t, he can't say cat)

We call this *Fred Talk*

Fred...



---

If children understand Fred they can blend orally

*Blending is needed for reading*

# Fred...



Fred helps children learn to spell as well!

Children convert words into sounds

They press the sounds they hear on to their fingers...

We call this *Fred Fingers*





# Fred Fingers

---



# Green words

---

- Green words are words we can Fred talk.  
Words we can segment and blend.
- For example – play and coin



# Red Words

---

- ❓ These were called tricky words.
- ❓ Red words are words we can't Fred talk.
- ❓ For example the said
- ❓ You can't Fred a red!

## Consonants: stretchy

f	l	m	n	r	s	v	z	sh	th	ng
										nk

## Consonants: bouncy

b	c	d	g	h	j	p	qu	t	w	x	y	ch
	k											

## Vowels: bouncy

a	e	i	o	u	ay	ee	igh	ow

## Vowels: stretchy

oo	oo	ar	or	air	ir	ou	oy

Set 1 sounds

Set 2 sounds

# Phonic teaching at Cheadle Catholic Infant School





# Organisation - Reception

---

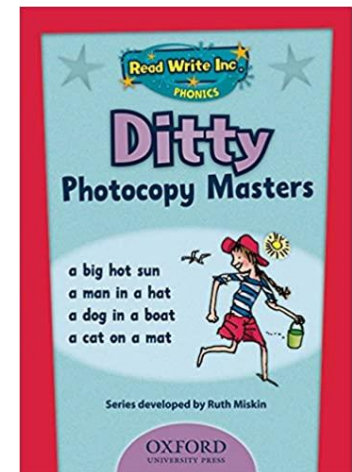
- ❑ During the Autumn term, the children are assessed and put into groups.
- ❑ They learn to say, read and write each sound.
- ❑ Within a small focus group in the classroom with the teacher/TA, each day the children are learning skills to support them with their reading.
- ❑ Focused teaching using the storybooks alongside the phonics will enable children to read with increasing accuracy and fluency.
- ❑ When the children can read fluently they are much better equipped to understand the text.

# Year 1 and Year 2

---

- ❓ Children continue learning phonics in the same way as they move into Year 1. They are assessed a minimum of half termly and grouped based on their phonic knowledge and supported to continue to develop their phonic skills in readiness for taking the phonics screening check in June. Any children who require additional support in Year 1 will have a period of 1:1 phonics tuition.
- ❓ Most children will have completed the RWI phonics programme by Christmas in Year 2. Children who would still benefit from phonics teaching in Year 2 will continue with the programme.

# RWI Resources





# Story Books



# How to help your child at home...

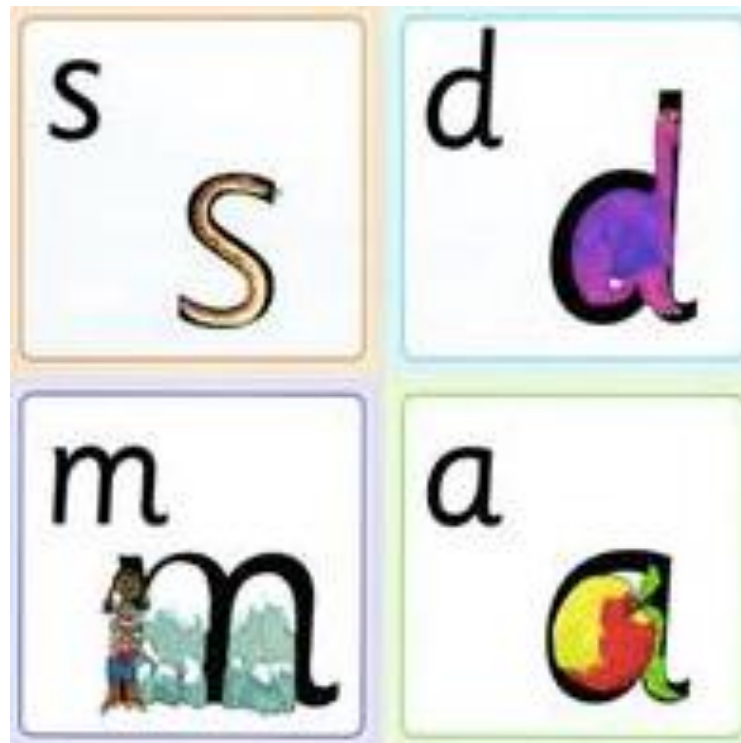
---



You can practice pronouncing sounds.


---

Remember no 'fuh' and 'luh'!



# Reading books home

- ? Books will be sent home to be shared with your child.
- ? These are called 'Book Bag Books'. They will match the sounds your child would be learning in the classroom.



Your child should be able to read their book bag book with confidence because they have practised many of the words in school. Reading the book bag book at least 3 times will build their fluency and confidence. This will help them gain a pride in their ability. It will also give you opportunities to ask questions and improve their comprehension skills.

Books sent home are not meant to be too challenging to read.  
We want your child to love reading and to become confident in their ability.

Give your child lots of praise and tell them that they are amazing!!

The challenge will happen in school.





# So how can you help your child?

? By knowing the 44 sounds

# Simple Speed Sounds

Consonant sounds - strictly												
f	l	m	n	r	s	v	z	sh	th	ng		
										nk		
Consonant sounds - strictly												
b	c	d	g	h	j	p	qu	t	w	x	y	ch
	k											
Vowel sounds - strictly						Vowel sounds - strictly						
a	e	i	o	u	ay	ee	igh	ow				
Vowel sounds - strictly												
oo	oo	ar	or	air	ir	ou	oy					

? By knowing how to blend using Fred Talk for reading  
m\_a\_t



And...

---

☐ By having fun with Fred Talk at home!

"Where's your c-oa-t?"


"Time for b-e-d!"

# And...

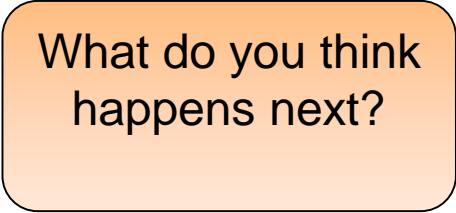
---

By reading to your child lots of lovely stories and asking lots of questions!

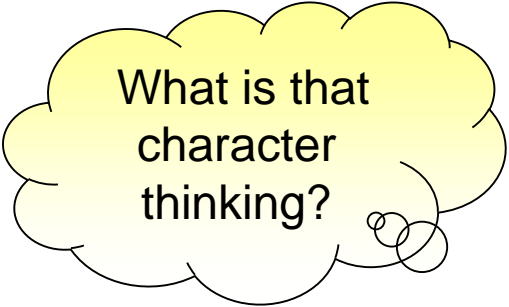
Use these prompts to help you:



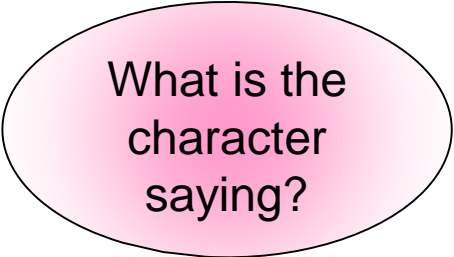
What is happening?



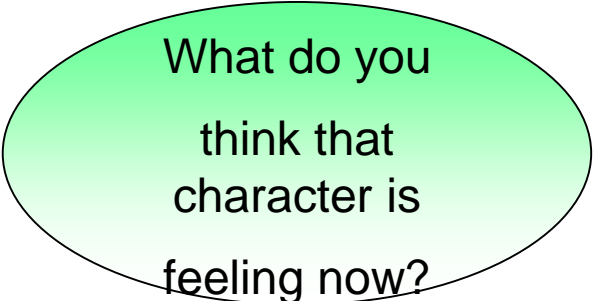
What do you think happens next?



What is that character thinking?



What is the character saying?



What do you think that character is feeling now?



We want your child

---

to **love** reading – and to want to read for themselves. This is why we put our efforts into making sure they develop a love of books as well as simply learning to read.

This winning entry showed clear aims that built teachers' knowledge, and engaged children, parents and local libraries too. [#OURfPConf](#)



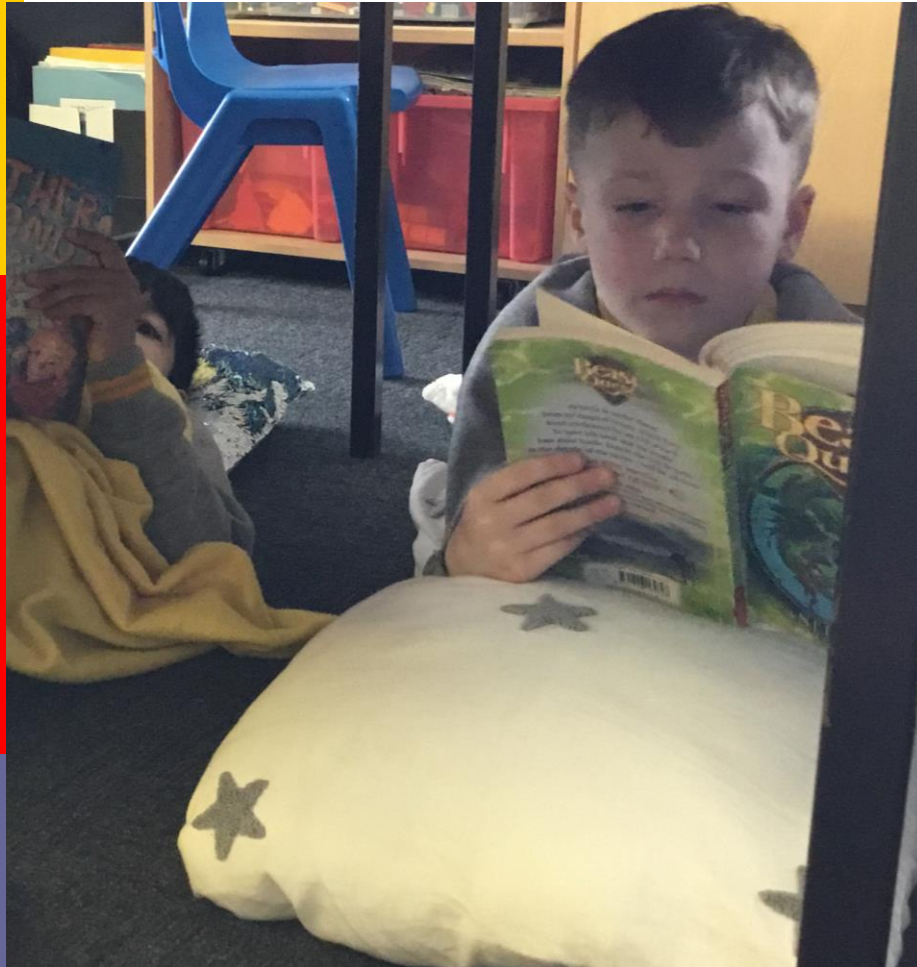
**The Farshore Reading for  
Pleasure Awards 2022**

**UKLA**  
UK LITERACY ASSOCIATION



**2022 Award winner:**  
**Whole School**  
**(joint winner)**

Claire Nelson,  
Cheadle Catholic Infant  
School, Cheadle







Reading together helps to make reading a sociable event rather than a solitary pastime.



---

There was something about reading a comic or magazine from a friend's house that made it instantly more appealing.





Give them the tools, the time and the space so that with your help they can discover the joy of reading.

And...

---

Please don't forget to read to your child!  
This is a **vital** part of learning to read!  
Your child will experience the **pleasure** of  
reading and sharing stories and this will  
encourage them on their own reading  
journey.

Thank you...

---



Happy reading!

