

Primary Inspection Data Summary Report

Cheadle Catholic Infant School	URN: 106111 Laestab: 3563500
Headteacher: Mrs Pamela Glynn	Type of education: Voluntary Aided School
Local authority: Stockport	Phase of education: Primary
Pupils: 310	Academy trust or sponsor:
Gender: Mixed	Date open/converted:
Admissions policy: Not applicable	Chair of governors/trustees: Deborah Dodd
Ages: 3-7	School website: www.cheadle-inf.stockport.sch.uk/
Denomination: Roman Catholic	Postcode: SK8 6DB

Areas of interest

Release information: Provisional 2019 KS2, KS1, Phonics - **Release date:** 09 October 2019

The following sections draw attention to only those areas which are meaningful or where statistical testing shows there is something significant to note (where they are not, text will be displayed in grey). For the criteria used to determine the sentences, see the guidance link alongside each section.

Reading

Attainment (all key stages) Guidance

- Key stage 1 attainment of the expected standard in reading (86%) was significantly **above** national and in the **highest** 20% of all schools in 2019 as well as in 2018 and 2017. Key stage 1 attainment of greater depth in reading (43%) was significantly **above** national and in the **highest** 20% of all schools in 2019 as well as in 2018 and 2017.
- A sentence for phonics has not been triggered because the criteria have not been met or the cohort is lower than 11 pupils.
- Early years foundation stage attainment of the expected standard in the reading early learning goal was not significantly different to national or not in the highest/lowest 20% of all schools in 2018.

Writing

Attainment (all key stages) Guidance

- A sentence for key stage 1 writing attainment of the expected standard has not been triggered because the criteria have not been met or the cohort is lower than 11 pupils. Key stage 1 attainment of greater depth in writing (1%) was significantly **below** national and in the **lowest** 20% of all schools in 2019.
- Early years foundation stage attainment of the expected standard in the writing early learning goal was not significantly different to national or not in the highest/lowest 20% of all schools in 2018.

Mathematics

Attainment (all key stages) Guidance

- Sentences for key stage 1 mathematics attainment of the expected standard and greater depth have not been triggered because the criteria have not been met or the cohort is lower than 11 pupils.

- Early years foundation stage attainment of the expected standard in the mathematics early learning goal was not significantly different to national or not in the highest/lowest 20% of all schools in 2018.

Other measures in 2019 [Guidance](#)

- A sentence for the percentage achieving a good level of development in the early years foundation stage in 2018 has not been triggered because the criteria have not been met or the cohort is lower than 11 pupils.

Absence [Guidance](#)

- In 2017/18, the rate of overall absence (3.30%) was below the national average for schools with a similar level of deprivation (3.78%).
- A sentence for overall absence trend has not been triggered because the criteria have not been met or the cohort is lower than 11 pupils.

Exclusions [Guidance](#)

- A sentence for the rate of fixed period exclusions has not been triggered because the criteria have not been met or the cohort is lower than 11 pupils.
- A sentence for the rate of repeat period exclusions has not been triggered because the criteria have not been met or the cohort is lower than 11 pupils.
- There were no permanent exclusions in 2017/18. The national average for this year was close to zero. There were no permanent exclusions in the previous two years either.

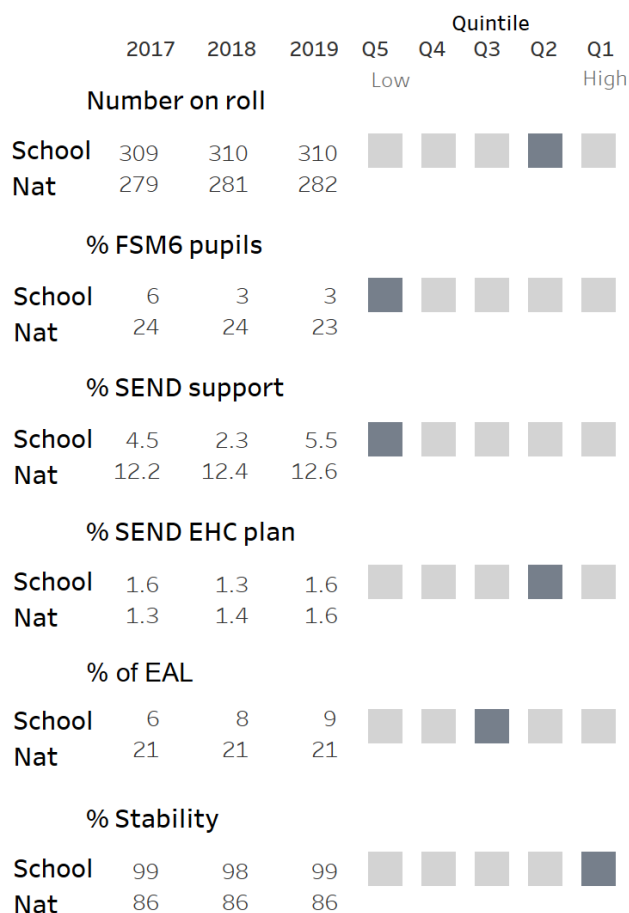
Pupil groups [Guidance](#)

Sentences related to the performance of pupil groups (KS2 progress and attainment, or KS1 attainment) will only appear for the pupil groups disadvantaged and low/middle/high prior attainers. They will be displayed where the group differs to that of the whole school. Phonics and EYFS pupil groups will not appear in this section. Absence and exclusion group sentences will be included in future releases.

- No sentences have been generated for pupil groups

School and local context

School level Guidance



MAT/LA level information Guidance

As at October 2019:

- This school is maintained by Stockport local authority which maintains 77 primary schools, 8 secondary schools, 8 special schools, 3 pupil referral units and 4 nursery schools.
- The latest overall effectiveness grade for this school is outstanding (12/05/2009). The LA grade profile as at 1 October 2019 was:
 - Outstanding - 30
 - Good - 59
 - Requires improvement - 9
 - Inadequate - 2
 - Not yet inspected - 0

School workforce Guidance

As at November 2018, there were:

- 0.2 days on average lost to teacher sickness absence compared with a national average of 4.0.
- no full-time vacant teacher posts in the school.

Ethnicity Guidance

- This school has 13 out of 17 possible ethnic groups. Those with 5% or more are:
 - 79%: White - British

Local area Guidance

- The school location deprivation indicator was in quintile 4 (more deprived) of all schools.
- The pupil base is in quintile 2 (less deprived) of all schools in terms of deprivation.

Finance Guidance

- In 2017/18, this school received £1,138,992 in grant funding, £111,762 less than the national average.
- In 2017/18, this school had a negative in-year balance (£-1,020), the second year in a row in which expenditure has exceeded income.
- In 2017/18, this school had a per pupil spend of £3,938.

Year group context

Characteristics Guidance

Year group markedly above average of others ■

Year group markedly below average of others ■

	Number on Roll	Low prior R/W/M	Mid prior R/W/M	High prior R/W/M	% FSM	FSM Nat	% EAL	EAL Nat
Y1	91	NA	NA	NA	1	18	7	21
Y2	90	NA	NA	NA	4	20	10	21
Y3						24		21
Y4						26		21
Y5						29		21
Y6						30		21

Prior attainment Guidance

Well above national ■

Well below national ■

In line with national -

Small cohort x

	Year 1	Year 2	Year 3	Year 4	Year 5	Year 6
Reading	-	Above				
Writing	-	-				
Mathematics	-	-				

SEND characteristics Guidance


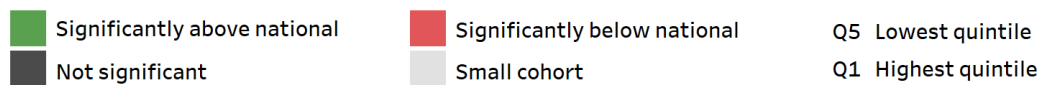
Type of resourced provision:

Number of pupil with SEND who are also disadvantaged: 2

	SEND need						SEND Support (15)						EHC Plan (3)					
	Y1	Y2	Y3	Y4	Y5	Y6	Y1	Y2	Y3	Y4	Y5	Y6	Y1	Y2	Y3	Y4	Y5	Y6
Specific Learning Difficulty	0	0					0	0					0	0				
Moderate Learning Difficulty	2	2					0	0					0	0				
Severe Learning Difficulty	0	0					0	0					0	0				
Profound & Multiple Learning Difficulty	0	0					0	0					0	0				
Social, Emotional and Mental Health	0	1					0	1					0	0				
Speech, Language and Communication Needs	4	4					4	4					0	0				
Hearing Impairment	0	0					0	0					0	0				
Visual Impairment	0	1					0	1					0	0				
Multi-Sensory Impairment	0	0					0	0					0	2				
Physical Disability	0	0					0	0					0	0				
Autistic Spectrum Disorder	0	0					0	0					1	0				
School Support NSA	0	0					0	0					0	0				
Other Difficulty/Disability	0	1					0	1					0	0				
Year group totals	6	9					6	9					1	2				

Progress and attainment trend

Reading, writing and mathematics three-year trend [Guidance](#)



- ↑ Markedly higher than previous year (progress only)
- ↓ Markedly lower than previous year (progress only)

All attainment information relates to expected standard.

() represents cohorts for progress and attainment.

Significance is only flagged for cohorts greater than 10.